

Carlyle



LEXINGTON
HOME BRANDS




Carlyle

Today's interpretation of sophisticated traditional design blends classic styling with a fresh contemporary appeal, yielding an aesthetic best described as luxe transitional. Interiors are less cluttered, and highlighted by statement silhouettes that reflect the detail and craftsmanship of a commissioned piece.

The Carlyle collection finds its inspiration in the elegance of the Regency period, which translates beautifully into updated interiors today.

Designs are crafted from walnut and mahogany veneers in a deep espresso finish, rubbed to a lustrous sheen. Elegant gold tipping outlines silhouettes and emphasizes the intersecting ring motif throughout the collection.

Satin gold hardware with mother of pearl inlay adds a jeweler's touch to the designs, along with decorative accents like hand-applied silver leaf with umber burnishing, faux shagreen, polished marble and antique mirrored glass.



LEXINGTON
HOME BRANDS
lexington.com

B E D R O O M



736-624 ROXY BACHELOR'S CHEST
40.5W 18.25D 32H in.
736-174C ST. REGIS POSTER BED, KING
82W 91L 92H in.



The St. Regis poster bed is a signature piece in the collection. The posts, canopy rails and panels are framed with gold tipping. The headboard, footboard and side rails feature a striking border of hand-applied silver leaf with umber burnishing. Accompanying the bed is the 40-inch Roxy bachelor chest with the Regency-inspired intersecting circle design, pendent hardware with mother of pearl inlay and metal ferrules in a satin gold finish.



736-624 ROXY BACHELOR'S CHEST
40.5W 18.25D 32H in.
736-174C ST. REGIS POSTER BED, KING
82W 91L 92H in.

736-621
RHODES
NIGHTSTAND
33.25W 19.25D 30H in.

736-134C
REGENCY
UPHOLSTERED
BED, KING
81.75W 88L 66.5H in.



The Regency upholstered bed features graduated vertical channeling on the headboard panel and gold striping on the headboard, footboard and side rails. The standard fabric on the panel is 430111 Allure, which is a luxurious white chenille with a subtle geometric pattern. The bed is also available in your choice of custom fabrics. Flanking the bed are a pair of 33-inch Rhodes nightstands, featuring a graceful bow-front design and gold striping that frames the drawers.

736-134UHB
REGENCY CUSTOM UPHOLSTERED
HEADBOARD, KING
81.75W 3.5D 66.5H in.
736-134FBSR Footboard/Side Rails/Support System
or Metal Bed Frame required to complete bed.



736-621
RHODES NIGHTSTAND
33.25W 19.25D 30H in.

736-134C
REGENCY UPHOLSTERED BED, KING
81.75W 88L 66.5H in.



Shown below is the 21-inch Bella night table, a beautiful three-drawer piece designed for smaller guest rooms. Its elegant saber legs and finished back make it appropriate for use in the living room as well. On the opposite page, a pair of 36-inch Astor single dressers are paired for a striking look. The Harwood mirrors above feature a unique metal frame design in an antiqued silver leaf finish.



736-622 BELLA NIGHT TABLE
21W 18.75D 30H in.

736-134C REGENCY UPHOLSTERED BED, KING
81.75W 88L 66.5H in.

737-205 HARWOOD METAL MIRROR
34W 1.5D 49H in.

736-221 ASTOR BUNCHING SINGLE DRESSER
36W 21.25D 36H in.



The 9-drawer Bryant Park dresser and the 6-drawer Beaumont chest on the opposite page offer exceptional bedroom storage. Both designs feature a bow front profile, gold striping that frames the drawers, pendent hardware with mother of pearl inlay and tapered feet with metal ferrules in satin gold.



737-205 HARWOOD METAL MIRROR
49W 1.5D 34H in.

736-233 BRYANT PARK DRESSER
70.25W 20.25D 38H in.

736-307 BEAUMONT DRAWER CHEST
41.25W 20.25D 62H in.

LL1844-25 MERINO LEATHER OTTOMAN
22W 22D 20.5H in.



D I N I N G R O O M



736-877 MANHATTAN RECTANGULAR DINING TABLE
120W 44.25D 29.5H in.

736-880-01 PIERCE UPHOLSTERED SIDE CHAIR
21.25W 25D 39H in.

736-885 MONARCH UPHOLSTERED ARM CHAIR
24W 28.75D 41H in.

736-852 PARK AVENUE BUFFET
73W 19D 34H in.



The Manhattan dining table features a soft convex profile on the sides, which accentuates the elegant radial walnut veneer pattern on the top. A decorative gold stripe follows the perimeter shape of the top and is repeated on the bottom of the apron. Tapered legs terminate with metal ferrules in satin gold. The 80-inch table includes two 20-inch leaves for an overall length of 120-inches, accommodating ten guests comfortably.

736-877
MANHATTAN
RECTANGULAR
DINING TABLE
120W 44.25D 29.5H in.
(Shown with two leaves)

736-885
MONARCH
UPHOLSTERED
ARM CHAIR
24W 28.75D 41H in.

736-880-01
PIERCE
UPHOLSTERED
SIDE CHAIR
21.25W 25D 39H in.

736-852
PARK AVENUE
BUFFET
73W 19D 34H in.



The Pierce arm and side chairs showcase the dramatic intersecting ring design on the chair back, paired with a comfortable upholstered seat and tapered legs with satin gold ferrules. Chairs are standard in fabric 154311 Westport, which is a tone-on-tone contemporary geometric in shades of ivory and taupe. The chairs are also available in your choice of custom fabric or leather.



736-880-01 PIERCE UPHOLSTERED SIDE CHAIR
21.25W 25D 39H in.

736-881-01 PIERCE UPHOLSTERED ARM CHAIR
23.5W 25D 39H in.

736-877 MANHATTAN RECTANGULAR DINING TABLE
80W 44.25D 29.5H in.

The sweeping lines of the Monarch upholstered dining chairs offer a graceful elegance to the design. Two gold nailheads accent each corner of a short decorative skirt. Tapered legs terminate with satin gold ferrules. Chairs are standard in fabric 434511 Soho, which is a woven pattern with a slight sheen in a soft linen white coloration. The chairs are also available in your choice of custom fabric.



736-885-01 MONARCH UPHOLSTERED ARM CHAIR
24W 28.75D 41H in.

736-884-01 MONARCH UPHOLSTERED SIDE CHAIR
22W 28.75D 41H in.

736-877 MANHATTAN RECTANGULAR DINING TABLE
120W 44.25D 29.5H in.
(Shown with two leaves)

The 73-inch Park Avenue buffet is a signature item in the dining room. The circle pattern, outlined in gold across all four doors, offers a spectacular look. Behind the two center doors is a felt-lined drawer divided for silver, along with two adjustable shelves. Behind each of the outside doors are three adjustable shelves. The satin gold horizontal pulls have mother of pearl inlay.



736-884-01
MONARCH
UPHOLSTERED
SIDE CHAIR
22W 28.75D 41H in.

736-852
PARK AVENUE
BUFFET
73W 19D 34H in.

The 60-inch diameter Waldorf dining table offers a dramatic approach to stylish dining. A radial pattern of walnut veneer on the top is accented at the perimeter by a gold stripe. The tapered reeded column terminates with a metal base finished in antiqued silver leaf. The design comfortably seats six guests.



736-884
MONARCH
UPHOLSTERED
SIDE CHAIR
22W 28.75D 41H in.

736-875
WALDORF ROUND
DINING TABLE
60 diameter 29.5H in.



736-884-01 MONARCH UPHOLSTERED SIDE
CHAIR
22W 28.75D 41H in.

736-875C WALDORF ROUND DINING TABLE
60 diameter 29.5H in.

737-975 DELACORTE DEMILUNE HALL CHEST
47W 19.25D 40.75H in.

736-895-01 HEMSLEY UPHOLSTERED COUNTER STOOL
24.5W x 25.5D x 37.5H in.

736-896-01 HEMSLEY UPHOLSTERED BAR STOOL
24.5W 25.5D 43.5H in.

736-961C MERIDIAN BAR
39.5W 21D 79.5H in.





The Hemsley counter and bar stools offer a comfortable fully upholstered seat and back, accented with the intersecting ring design in antiqued silver leaf beneath the arm rests. Metal kick plates and ferrules on the front legs are finished in satin gold.

736-895
**HEMSLEY UPHOLSTERED
 COUNTER STOOL**
 24.5W x 25.5D x 37.5H in.

736-896
**HEMSLEY UPHOLSTERED
 BAR STOOL**
 24.5W 25.5D 43.5H in.



The Meridian bar makes an exceptional statement of style with a radial pattern of walnut veneer on the doors, highlighted by a series of concentric gold circles and custom hardware inlaid with mother of pearl. The metal base, with concave stretcher, is finished in antiqued silver leaf. Behind the doors are a mirrored back panel, three adjustable tempered glass shelves, two storage drawers and a pull-out black laminate serving shelf. The design is also available in a cobalt blue finish on pages 56 and 57.

736-961C **MERIDIAN BAR**
 39.5W 21D 79.5H in.



L I V I N G R O O M



7483-33 WHITNEY SOFA
93.5W 45.5D 35.5H in.



The sweeping curve of the 93-inch Whitney sofa continues around the outside arms to the front of the piece, offering a beautiful silhouette. Standard with four 20-inch pillows, two 18-inch pillows and a 22-inch long kidney pillow, the design offers the opportunity to showcase exceptional correlations of fabrics and trims for a custom look. The Pierre cocktail table pairs a decorative metal frame in antiqued silver leaf with a top of antiqued mirror glass. The Sheldon chairside table complements the look beautifully.



7573-11
KERNEY CHAIR
30.5W 34.5D 34H in.

737-947
PIERRE SQUARE
COCKTAIL TABLE
44W 44D 18H in.

736-956
MILLBROOK
END TABLE
20W 28D 24H in.

7483-33
WHITNEY SOFA
93.5W 45.5D 35.5H in.

737-954
SHELDON
CHAIRSIDE TABLE
13W 13D 23H in.

738-961C
COBALT
MERIDIAN BAR
39.5W 21D 79.5H in.



7483-33
WHITNEY
SOFA
93.5W 45.5D 35.5H in.

736-956
MILLBROOK
END TABLE
20W 28D 24H in.

737-947
PIERRE
SQUARE
COCKTAIL
TABLE
44W 44D 18H in.



7573-11
KERNEY CHAIR
30.5W 34.5D 34H in.

737-954
SHELDON
CHAIRSIDE
TABLE
13W 13D 23H in.





LL1844-25AA MERINO LEATHER OTTOMAN
22W 22D 20.5H in.

7483-33 WHITNEY SOFA
93.5W 45.5D 35.5H in.



7573-11 KERNEY CHAIR
30.5W 34.5D 34H in.

736-956 MILLBROOK END TABLE
20W 28D 24H in.

The Springfield sofa offers a luxurious look and exceptional comfort with a tight seat and back.

Tailored channeling on the seat, back and pleated roll arms accentuate the lines of the frame, which is standard with two 20-inch pillows and two 18-inch pillows. This setting features the four-seat 102-inch version. The Springfield is also available in an 82-inch apartment size shown on page 58.



1938-11SW
DELANCEY
SWIVEL CHAIR
30W 37.5D 34H in.

736-953
LANGHAM
END TABLE
23.5W 29.5D 24H in.

7543-33
SPRINGFIELD SOFA
101.5W 37.5D 33H in.

736-943
LANGHAM
RECTANGULAR
COCKTAIL TABLE
54.5W 28.5D 18H in.



7543-33
SPRINGFIELD SOFA
101.5W 37.5D 33H in.

736-943
LANGHAM
RECTANGULAR
COCKTAIL TABLE
54.5W 28.5D 18H in.



1938-11SW
DELANCEY
SWIVEL CHAIR
30W 37.5D 34H in.

736-953
LANGHAM
END TABLE
23.5W 29.5D 24H in.



The 91-inch Gotham sofa offers a strong transitional look with saber arms and a single bench seat.

The frame is standard with two 20-inch pillows and two 18-inch pillows. The silhouette is also available as the Fulham sofa, with a two-cushion seat, shown on the following page. The Langham cocktail table features a radial veneer pattern on the top surrounded by a raised gallery. Gold striping on the legs and metal ferrules in a satin gold finish add a sophisticated touch.



1844-25
MERINO OTTOMAN
22W 22D 20.5H in.

1938-11SW
DELANCEY
SWIVEL CHAIR
30W 37.5D 34H in.

736-961C
MERIDIAN BAR
39.5W 21D 79.5H in.

737-957
PIERRE END TABLE
24.25W 28.25D 24H in.

7526-33
GOTHAM SOFA
90.5W 36D 30.5H in.

736-943
LANGHAM
RECTANGULAR
COCKTAIL TABLE
54.5W 28.5D 18H in.



The Gotham sofa offers a more transitional look with a single bench seat cushion. The Fulham sofa offers the same silhouette, but with a more traditional two-seat configuration. Both are standard with two 20-inch pillows and two 18-inch pillows.

7526-33
GOTHAM SOFA
90.5W 36D 30.5H in.

736-943
LANGHAM
RECTANGULAR
COCKTAIL TABLE
54.5W 28.5D 18H in.



7527-33
FULHAM SOFA
90.5W 36D 30.5H in.

1938-11SW
DELANCEY
SWIVEL CHAIR
30W 37.5D 34H in.

736-973
HYDE PARK
HALL CHEST
50.25W x 18.25D x 35H in.



1844-25 MERINO OTTOMAN
22W 22D 20.5H in.

7526-33 GOTHAM SOFA
90.5W 36D 30.5H in.



737-957 PIERRE END TABLE
24.25W 28.25D 24H in.





The 64-inch Beekman console represents a beautiful blending of materials. The top is polished marble, the base has wooden tapered legs with gold striping, and the decorative metal stretcher at the base is finished in antiqued silver leaf.

The Merino ottoman below features a sophisticated pattern of decorative nailhead trim. On the opposite page, the Sutton ottoman features welts in place of the nailhead trim. This offers a nice opportunity for framing the design with contrast welts.

736-966
BEEKMAN CONSOLE
64W 16.5D 30H in.

1834-25
SUTTON OTTOMAN
22W 22D 20.5H in.



LL1844-25
MERINO
LEATHER OTTOMAN
22W 22D 20.5H in.



The Delacorte Demilune chest is a signature piece in the collection. It features raised molding with the intersecting circle design, highlighted by antiqued silver leaf and beautiful custom hardware inlaid with mother of pearl. Behind the doors is a compartment with a dramatic raspberry painted interior and two stationary shelves. The Adour shagreen mirror above the Demilune features a neo-classical metal frame, finished in antiqued silver leaf and cobalt blue faux shagreen.



738-204
ADOUR SHAGREEN SQUARE MIRROR
41.5W 2.25D 41.5H in.

737-975
DELACORTE DEMILUNE HALL CHEST
47W 19.25D 40.75H in.

LL7573-11
KERNEY LEATHER CHAIR
30.5W 34.5D 34H in.

737-954
SHELDON CHAIRSIDE TABLE
13W 13D 23H in.

The 50-inch Hyde Park hall chest serves as a stylish entry piece, with the intersecting circle motif in gold, anchored by custom hardware with mother of pearl inlay. Behind the doors are two drawers and one adjustable shelf.



1519-11AA ALHAMBRA CHAIR
28.5W 27D 39H in.

736-973 HYDE PARK HALL CHEST
50.25W 18.25D 35H in.



The Cobalt Meridian Bar is the very essence of a statement piece, with a sophisticated translucent cobalt blue paint over mahogany veneer. Gold striping defines the perimeter, pulling the eye to a custom door pull inlaid with mother of pearl. The base features elegant tapered metal legs and a graceful concave stretcher finished in antiqued silver leaf. Behind the doors is a mirrored back with touch lighting, three adjustable tempered glass shelves, a mirrored serving shelf, two drawers and a black laminated pull-out tray.



738-961C COBALT MERIDIAN BAR
39.5W 21D 79.5H in.





1597-11AA GREENWOOD CHAIR
29.5W 41D 46H in.

738-950 CHELSEA COBALT
SHAGREEN ACCENT TABLE
14 diameter 23.25H in.



1851-11 HASTINGS CHAIR
35W 33.5D 30H in.

736-950 CHELSEA TAUPE
SHAGREEN ACCENT TABLE
14 diameter 23.25H in.

The Springfield design is offered in two sizes. Below, the 82-inch version features three seating sections, defined by channeling in the tight seat and back. The 102-inch version, shown to the right, has four seating sections. The designs are available in your choice of leather or fabric.



LL7543-31 SPRINGFIELD LEATHER APT SOFA
81.5W 37.5D 33H in.

736-943 LANGHAM RECTANGULAR COCKTAIL TABLE
54.5W 28.5D 18H in.

736-953 LANGHAM END TABLE
23.5W 29.5D 24H in.



LL7543-33 SPRINGFIELD LEATHER SOFA
101.5W 37.5D 33H in.



The 80-inch Ellington media console accommodates large format monitors while offering ample storage behind three pairs of faux shagreen touch-latch doors. Behind the center doors are three adjustable shelves. Behind the outside doors are a storage drawer and one adjustable shelf. The metal base is finished in antiqued silver leaf.

737-954
 SHELDON CHAIRSIDE TABLE
 13W 13D 23H in.

LL1938-11SW
 DELANCEY LEATHER SWIVEL CHAIR
 30W 37.5D 34H in.

736-908
 ELLINGTON MEDIA CONSOLE
 80W 18D 28H in.

The 52-inch Hampton writing desk features a radial veneer pattern on the top, taupe shagreen drawer fronts and end panels and elegant tapered legs with metal ferrules in a satin gold finish. There are three functional drawers highlighted by the intersecting circle design in the center.




736-884 MONARCH UPHOLSTERED
SIDE CHAIR
22W 28.75D 41H in.

736-933 HAMPTON WRITING DESK
52W 28D 29.5H in.

1844-25 MERINO OTTOMAN
22W 22D 20.5H in.


FINISHES



RITZ - SERIES 736
A rich espresso finish on walnut veneer with lustrous sheen. Certain items feature gold tipping and gold striping to accent design details



SILVER LEAF - SERIES 737
Silver leaf is hand-applied over metal designs and then burnished with a rich umber glaze to give it a gently aged patina.



COBALT - SERIES 738
A cobalt blue accent finish is featured on the Meridian bar and on the faux shagreen surfaces of the Adour mirror and Chelsea accent table.

DINING CHAIR FABRICS



154311 WESTPORT
A tone-on-tone contemporary geometric pattern in shades of ivory and taupe. Content: 68% Polyester, 32% Acrylic.



434511 SOHO
A woven plain pattern, with a slight sheen in a soft linen white coloration. Contents: 51% Polyester, 39% Viscose, 10% Linen.

BED FABRIC





430111 ALLURE
A luxurious white chenille with a subtle geometric design and exceptionally soft hand. Content: 100% Polyester.

CUSTOM HARDWARE



DINING TABLE CONFIGURATIONS

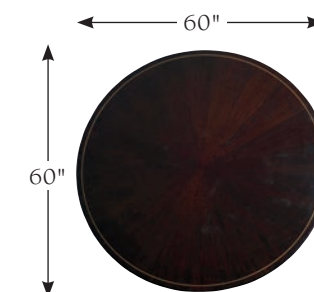


Shown with (1) 20-in. leaf



Shown with (2) 20-in. leaves

736-877 Manhattan Rectangular Dining Table



736-875C Waldorf Round Dining Table

BED ROOM

736-133C REGENCY UPHOLSTERED BED

5/0 Queen
65.25W x 88L x 64.5H in.
Wood framed channeled upholstered headboard available only in fabric 430111 Allure - A luxurious white chenille with a subtle geometric design and exceptionally soft hand. Content: 100% Polyester. Gold striping on headboard, headboard posts, tapered feet, and side rails. Gold painted circle motif on footboard.
Headboard 65.25W x 3.5D x 64.5H in.
Footboard 64W x 3.25D x 18H in.
Overall length 88 in.
Bottom of side rails to floor 6.5 in.
Bottom of box springs to floor 9.75 in.
Consists of:
133HB Regency Upholstered Headboard
133FBSR Regency Footboard/Side Rails/Support System

736-133HB REGENCY UPHOLSTERED HEADBOARD

5/0 Queen
65.25W x 3.5D x 64.5H in.
Wood framed channeled upholstered headboard available only in fabric 430111 Allure - A luxurious white chenille with a subtle geometric design and exceptionally soft hand. Content: 100% Polyester. Gold striping on headboard and headboard posts.
Metal bed frame required to complete bed.

736-133UHB REGENCY CUSTOM UPHOLSTERED HEADBOARD

5/0 Queen
65.25W x 3.5D x 64.5H in.
Custom upholstered channeled headboard with gold striping on headboard and headboard posts. Available in COM or Lexington Upholstery fabrics.
133FBSR Footboard/Side Rails/Support System required to complete bed.



736-134C REGENCY UPHOLSTERED BED

6/6 King
81.75W x 88L x 66.5H in.
Wood framed channeled upholstered headboard available only in fabric 430111 Allure - A luxurious white chenille with a subtle geometric design and exceptionally soft hand. Content: 100% Polyester. Gold striping on headboard, headboard posts, tapered feet, and side rails. Gold painted circle motif on footboard.

Headboard 81.75W x 3.5D x 66.5H in.
Footboard 80.5W x 3.25D x 18H in.
Overall length 88 in.
Bottom of side rails to floor 6.5 in.
Bottom of box springs to floor 9.75 in.

Consists of:
134HB Regency Upholstered Headboard
134FBSR Regency Footboard/Side Rails/Support System

Shown on pages 8, 9, 11 and 12

736-134HB REGENCY UPHOLSTERED HEADBOARD

6/6 King
81.75W x 3.5D x 66.5H in.
Wood framed channeled upholstered headboard available only in fabric 430111 Allure - A luxurious white chenille with a subtle geometric design and exceptionally soft hand. Content: 100% Polyester. Gold striping on headboard and headboard posts.
Metal bed frame required to complete bed.

736-135HB REGENCY UPHOLSTERED HEADBOARD

6/0 California King
81.75W x 3.5D x 66.5H in.
Wood framed channeled upholstered headboard available only in fabric 430111 Allure - A luxurious white chenille with a subtle geometric design and exceptionally soft hand. Content: 100% Polyester. Gold striping on headboard and headboard posts.
Metal bed frame required to complete bed.

736-135UHB REGENCY CUSTOM UPHOLSTERED HEADBOARD

6/0 California King
81.75W x 3.5D x 66.5H in.
Custom upholstered channeled headboard with gold striping on headboard and headboard posts. Available in COM or Lexington Upholstery fabrics.
135FBSR Footboard/Side Rails/Support System required to complete bed.



736-134UHB REGENCY CUSTOM UPHOLSTERED HEADBOARD

6/6 King
81.75W x 3.5D x 66.5H in.
Custom upholstered channeled headboard with gold striping on headboard and headboard posts. Available in COM or Lexington Upholstery fabrics.
134FBSR Footboard/Side Rails/Support System required to complete bed.
Shown in 404771 on page 9

736-135C REGENCY UPHOLSTERED BED

6/0 California King
77.75W x 92L x 66.5H in.
Wood framed channeled upholstered headboard available only in fabric 430111 Allure - A luxurious white chenille with a subtle geometric design and exceptionally soft hand. Content: 100% Polyester. Gold striping on headboard, headboard posts, tapered feet, and side rails. Gold painted circle motif on footboard.

Headboard 77.75W x 3.5D x 66.5H in.
Footboard 76.5W x 3.25D x 18H in.
Overall length 92 in.
Bottom of side rails to floor 6.5 in.
Bottom of box springs to floor 9.75 in.

Consists of:
135HB Regency Upholstered Headboard
135FBSR Regency Footboard/Side Rails/Support System

736-135HB REGENCY UPHOLSTERED HEADBOARD

6/0 California King
81.75W x 3.5D x 66.5H in.
Wood framed channeled upholstered headboard available only in fabric 430111 Allure - A luxurious white chenille with a subtle geometric design and exceptionally soft hand. Content: 100% Polyester. Gold striping on headboard and headboard posts.
Metal bed frame required to complete bed.

736-135UHB REGENCY CUSTOM UPHOLSTERED HEADBOARD

6/0 California King
81.75W x 3.5D x 66.5H in.
Custom upholstered channeled headboard with gold striping on headboard and headboard posts. Available in COM or Lexington Upholstery fabrics.
135FBSR Footboard/Side Rails/Support System required to complete bed.

736-173C
ST. REGIS POSTER BED
5/0 Queen
65.5W x 91L x 92H in.
Antiqued silver leaf around perimeter of headboard, footboard, and side rails. Metal accents and feet are finished in antiqued silver leaf. Gold striping on the square posts, headboard, footboard, canopy frame, and side rails.

Headboard 65.5W x 5D x 92H in.
Headboard panel 58H in.
Footboard 65.5W x 5D x 92H in.
Footboard panel 21H in.
Overall length 91 in.
Bottom of side rails to floor 5.25 in.
Bottom of box springs to floor 12.5 in.
Consists of:
173HB St. Regis Poster Headboard
173FB St. Regis Poster Footboard
173SRCA Side Rails/Support/Canopy Assembly




736-174C
ST. REGIS POSTER BED
6/6 King
82W x 91L x 92H in.
Antiqued silver leaf around perimeter of headboard, footboard, and side rails. Metal accents and feet are finished in antiqued silver leaf. Gold striping on the square posts, headboard, footboard, canopy frame, and side rails.


Headboard 82W x 5D x 92H in.
Headboard panel 60H in.
Footboard 82W x 5D x 92H in.
Footboard panel 21H in.
Overall length 91 in.
Bottom of side rails to floor 5.25 in.
Bottom of box springs to floor 12.5 in.
Consists of:
174HB St. Regis Poster Headboard
174FB St. Regis Poster Footboard
174SRCA Side Rails/Support/Canopy Assembly
Shown on front cover and pages 5, 6 and 7

736-175C
ST. REGIS POSTER BED
6/0 California King
78W x 95L x 92H in.
Antiqued silver leaf around perimeter of headboard, footboard, and side rails. Metal accents and feet are finished in antiqued silver leaf. Gold striping on the square posts, headboard, footboard, canopy frame, and side rails.

Headboard 78W x 5D x 92H in.
Headboard panel 60H in.
Footboard 78W x 5D x 92H in.
Footboard panel 21H in.
Overall length 95 in.
Bottom of side rails to floor 5.25 in.
Bottom of box springs to floor 12.5 in.
Consists of:
175HB St. Regis Poster Headboard
175FB St. Regis Poster Footboard
175SRCA Side Rails/Support/Canopy Assembly



738-204
ADOUR SHAGREEN
SQUARE MIRROR
41.5W x 2.25D x 41.5H in.
Plate 32.375 inch diameter
Shagreen panel in a blue coloration with open metal frame in antiqued silver leaf finish
Shown on pages 50 and 51



737-205
HARWOOD METAL MIRROR
49W x 1.5D x 34H in.
Plate 45.6388W x 30.639H in.
Interlocking metal frame in antiqued silver leaf finish
Can be used vertically or horizontally
Shown on pages 13 and 14



736-221
ASTOR BUNCHING
SINGLE DRESSER
36W x 21.25D x 36H in.
Bowfront, gold striping, 4 drawers, tapered feet with satin gold finished metal ferrules
Shown on page 13



736-233
BRYANT PARK DRESSER
70.25W x 20.25D x 38H in.
Bowfront, gold striping around the perimeter of the 9 drawers, tapered feet with satin gold finished metal ferrules
Shown on page 14



736-307
BEAUMONT DRAWER CHEST
41.25W x 20.25D x 62H in.
Bowfront, gold striping around the perimeter of the 6 drawers, tapered feet with satin gold finished metal ferrules
Shown on page 15



736-621
RHODES NIGHTSTAND
33.25W x 19.25D x 30H in.
Bowfront, gold striping around the perimeter of the 3 drawers, tapered feet with satin gold finished metal ferrules
Shown on pages 8, 10 and 11

DINING ROOM



736-622
BELLA NIGHT TABLE
21W x 18.75D x 30H in.
Gold striping, 3 drawers, saber legs,
finished back
Shown on page 12



736-624
ROXY BACHELOR'S CHEST
40.5W x 18.25D x 32H in.
Bowfront, gold striping, gold painted
interlocking circle motif on the 3 drawers,
tapered feet with satin gold finished
metal ferrules
Shown on front cover and pages 5, 6 and 7



001-768
Queen/King/California King
5/0-6/6-6/0 Deluxe Metal Frame



736-852
PARK AVENUE BUFFET
73W x 19D x 34H in.
Gold striping, gold painted circle motif on the
4 doors, tapered feet with satin gold finished
metal ferrules
Behind left and right side facing doors:
3 adjustable shelves
Behind center set of doors: 1 drawer,
felt lined and divided for silver and
2 adjustable shelves
Shown on pages 17, 19, 22 and 23



736-875C
WALDORF ROUND
DINING TABLE
60 diameter x 29.5H in.
Radial veneer pattern on top with gold striping
around the perimeter. Metal base in antiqued
silver leaf finish and cast resin pedestal in
wood finish.
Consists of:
875B Waldorf Dining Table Base
32 diameter x 27.25 H in.
875T Waldorf Dining Table Top
60 diameter x 2.25H in.
Comfortably seats 7
Shown on pages 24, 25, 26 and back cover



736-877
MANHATTAN RECTANGULAR
DINING TABLE
80W x 44.25D x 29.5H in.
Radial veneer pattern with gold striping
around the perimeter of the top and apron.
Slip matched straight veneer pattern on
leaves. Tapered legs with satin gold finished
metal ferrules.
Bottom of apron to floor 26.25 in.
Table extends to 100-120 inches wide with (2)
20 inch leaves
Comfortably seats 10 utilizing both leaves
Shown on pages 17, 18, 19, 20 and 21



736-880-01
PIERCE UPHOLSTERED
SIDE CHAIR
21.25W x 25D x 39H in.
Seat 21.25W x 19.75D x 19H in.
Interlocking circle motif on back splat.
Metal ferrules in a satin gold finish.
Upholstered seat in standard fabric 154311
Westport - A tone-on-tone contemporary
geometric pattern in shades of ivory and
taupe. Contents: 68% Polyester, 32% Acrylic
Shown on pages 17, 18, 19 and 20



736-880
PIERCE UPHOLSTERED
SIDE CHAIR
21.25W x 25D x 39H in.
Seat 21.25W x 19.75D x 19H in.
Interlocking circle motif on back splat.
Metal ferrules in a satin gold finish.
Upholstered seat available in COM,
Lexington Upholstery fabrics, or Lexington
Upholstery leathers. If no fabric is specified,
chair will ship in the standard cover.
Shown in 522411



736-881-01
PIERCE UPHOLSTERED
ARM CHAIR
23.5W x 25D x 39H in.
Seat 21W x 19.75D x 19H in.
Arm 25H in.
Interlocking circle motif on back splat.
Metal ferrules in a satin gold finish.
Upholstered seat in standard fabric 154311
Westport - A tone-on-tone contemporary
geometric pattern in shades of ivory and
taupe. Contents: 68% Polyester, 32% Acrylic
Shown on page 21



736-881
PIERCE UPHOLSTERED
ARM CHAIR
23.5W x 25D x 39H in.
Seat 21W x 19.75D x 19H in.
Arm 25H in.
Interlocking circle motif on back splat.
Metal ferrules in a satin gold finish.
Upholstered seat available in COM,
Lexington Upholstery fabrics, or Lexington
Upholstery leathers. If no fabric is specified,
chair will ship in the standard cover.
Shown in 522411



736-884-01
MONARCH UPHOLSTERED
SIDE CHAIR
22W x 28.75D x 41H in.
Seat 18W x 19.5D x 19.5H in.
Elegant sloping arms, short decorative skirt
with Old Gold finished nailhead trim in
corners. Metal ferrules in a satin gold finish.
Available in standard fabric 434511 Soho - A
woven plain pattern, with a slight sheen in
a soft linen white coloration. Contents: 51%
Polyester, 39% Viscose, 10% Linen
Shown on pages 21, 22, 23, 26 and back cover



736-895-01
HEMSLEY UPHOLSTERED
COUNTER STOOL
24.5W x 25.5D x 37.5H in.
Seat 20W x 19D x 24H in.
Arm 30.25H in.
Interlocking circle detail on arms finished in
antiqued silver leaf. Metal kick plate and
ferrules in a satin gold finish. Available in
standard fabric 434511 Soho - A woven plain
pattern, with a slight sheen in a soft linen
white coloration. Contents: 51% Polyester,
39% Viscose, 10% Linen
Shown on page 27



736-884
MONARCH UPHOLSTERED
SIDE CHAIR
22W x 28.75D x 41H in.
Seat 18W x 19.5D x 19.5H in.
Elegant sloping arms, short decorative skirt
with Old Gold finished nailhead trim in
corners. Metal ferrules in a satin gold finish.
Available in COM or Lexington Upholstery
fabrics. If no fabric is specified, chair will
ship in the standard cover.
Shown in 521331 on pages 2, 24 and 25
Shown in 519611 on pages 62 and 63



736-885-01
MONARCH UPHOLSTERED
ARM CHAIR
24W x 28.75D x 41H in.
Seat 20W x 19.5D x 19.5H in.
Arm 25.5H in.
Elegant sloping arms, short decorative skirt
with Old Gold finished nailhead trim in
corners. Metal ferrules in a satin gold finish.
Available in standard fabric 434511 Soho -
A woven plain pattern, with a slight sheen
in a soft linen white coloration. Contents:
51% Polyester, 39% Viscose, 10% Linen
Shown on page 21 and back cover



736-885
MONARCH UPHOLSTERED
ARM CHAIR
24W x 28.75D x 41H in.
Seat 20W x 19.5D x 19.5H in.
Arm 25.5H in.
Elegant sloping arms, short decorative skirt
with Old Gold finished nailhead trim in
corners. Metal ferrules in a satin gold finish.
Available in COM or Lexington Upholstery
fabrics. If no fabric is specified, chair will
ship in the standard cover.
Shown in 519611 on pages 17, 18 and 19



736-896-01
HEMSLEY UPHOLSTERED
BAR STOOL
24.5W x 25.5D x 43.5H in.
Seat 20W x 19D x 30H in.
Arm 36.25H in.
Interlocking circle detail on arms finished in
antiqued silver leaf. Metal kick plate and
ferrules in a satin gold finish. Available in
standard fabric 434511 Soho - A woven plain
pattern, with a slight sheen in a soft linen
white coloration. Contents: 51% Polyester,
39% Viscose, 10% Linen
Shown on page 27





736-896
HEMSLEY UPHOLSTERED
BAR STOOL

24.5W x 25.5D x 43.5H in.
Seat 20W x 19D x 30H in.
Arm 36.25H in.

Interlocking circle detail on arms finished in antiqued silver leaf. Metal kick plate and ferrules in a satin gold finish. Available in COM, Lexington Upholstery fabrics, or a combination of any two fabrics.

If no fabric is specified, stool will ship in the standard cover.

Shown in 416811 on page 28

LIVING ROOM



736-943
LANGHAM RECTANGULAR
COCKTAIL TABLE

54.5W x 28.5D x 18H in.

Radial veneer pattern on top with raised gallery, gold striping on top and accent on leg, tapered legs with metal ferrules in a satin gold finish

Shown on pages 38, 39, 40, 42, 43, 44, 58 and 59



737-947
PIERRE SQUARE
COCKTAIL TABLE

44W x 44D x 18H in.

Antiqued mirrored top with 1 inch bevel, metal base in antiqued silver leaf finish, decorative cross stretcher

Shown on pages 32, 33 and 34




736-950
CHELSEA TAUPE
SHAGREEN ACCENT TABLE

14 diameter x 23.25H in.

Inset veneered Bulgary Beige polished marble top, taupe shagreen clad pedestal sits on metal base in antiqued silver leaf finish

Shown on page 57



738-950
CHELSEA COBALT
SHAGREEN ACCENT TABLE

14 diameter x 23.25H in.

Inset veneered Bulgary Beige polished marble top, blue shagreen clad pedestal sits on metal base in antiqued silver leaf finish

Shown on page 56



736-953
LANGHAM END TABLE

23.5W x 29.5D x 24H in.

Slip matched veneer pattern on top with raised gallery, gold accent on tapered legs with metal ferrules in a satin gold finish, 1 drawer

Shown on pages 38, 39, 41 and 58



737-954
SHELDON CHAIRSIDE TABLE

13W x 13D x 23H in.

Antiqued mirrored top with .75 inch bevel, metal base in antiqued silver leaf finish, decorative cross stretcher

Shown on pages 33, 35, 50, 51, 60 and 61



736-956
MILLBROOK END TABLE

20W x 28D x 24H in.

Wooden drawer box with antiqued mirror on all four sides and top. Gold striping on top, ends and around perimeter of the 1 drawer. Metal base in antiqued silver leaf finish, decorative cross stretcher.

Shown on pages 33, 34 and 37



737-957
PIERRE END TABLE

24.25W x 28.25D x 24H in.

Antiqued mirrored top with 1 inch bevel, metal base in antiqued silver leaf finish, decorative cross stretcher

Shown on pages 42, 43 and 47



736-961C
MERIDIAN BAR

39.5W x 21D x 79.5H in.

Upper section: 2 doors with radial veneer pattern and gold painted accents, mirrored back, touch lighting with dimmer switch, 3 adjustable tempered glass shelves, mirrored serving shelf, 2 drawers (1 with sliding tray), 1 pull-out black laminated serving shelf, gold painted interior

Lower section: Metal base in antiqued silver leaf finish, decorative concave stretcher

Consists of:

736-961D Meridian Bar Deck
38W x 20D x 47.25H in.

737-961B Meridian Bar Base
39.5W x 21D x 32.75H in.

Shown on pages 27, 28, 29 and 42



738-961C
COBALT MERIDIAN BAR

39.5W x 21D x 79.5H in.

Upper section: 2 cobalt blue doors with radial veneer pattern and gold painted accents, mirrored back, touch lighting with dimmer switch, 3 adjustable tempered glass shelves, mirrored serving shelf, 2 drawers (1 with sliding tray), 1 pull-out black laminated serving shelf, blue painted interior

Lower section: Metal base in antiqued silver leaf finish, decorative concave stretcher

Consists of:

738-961D Meridian Bar Deck
38W x 20D x 47.25H in.

737-961B Meridian Bar Base
39.5W x 21D x 32.75H in.

Shown on pages 33, 54 and 55





736-966
BEEKMAN CONSOLE
64W x 16.5D x 30H in.
Bulgary Beige polished marble top, gold striping on legs, decorative metal stretcher and ferrules in antiqued silver leaf finish
Shown on pages 48 and 49



737-975
DELACORTE DEMILUNE HALL CHEST
47W x 19.25D x 40.75H in.
Antiqued silver leaf finish on top and exterior, interlocking circle motif, 2 doors with 120° stop, 2 stationary shelves, raspberry painted interior
Shown on pages 26, 50, 51 and back cover



736-973
HYDE PARK HALL CHEST
50.25W x 18.25D x 35H in.
Gold striping on top and door fronts, gold painted interlocking circle motif on the two doors, 2 drawers, 1 adjustable shelf, grommet for cord management
Shown on pages 2, 45, 52 and 53



736-908
ELLINGTON MEDIA CONSOLE
80W x 18D x 28H in.
Metal base in antiqued silver leaf finish, taupe shagreen clad doors
Left and right side facing: 2 doors, 1 drawer, 1 adjustable shelf, grommet for electrical cords
Center: 2 doors, 2 adjustable shelves, grommet for cord management
Shown on pages 60 and 61



HOME OFFICE



736-933
HAMPTON WRITING DESK
52W x 28D x 29.5H in.
Knee height 24.25 in.
Radial veneer pattern on top, taupe shagreen on front, back, and end panels. Gold striping around drawer perimeters. Three drawers. Tapered legs with metal ferrules in a satin gold finish.
Shown on pages 62 and 63

UPHOLSTERY



1519-11AA
ALHAMBRA CHAIR
28.5W x 27D x 39H in.
Arm: 22.5H in, Seat: 17H in.
Inside: 24.5W x 23D in.
Standard Seat: Tight
Standard Back: Tight
Standard Finish: Available only as shown - Norwalk
Available only as shown - Shown in 8113-11, Contrast Outside Back in 9037-41, Contrast Seat Cushion in 4301-11, Contrast Seat Cushion Welt in 9037-41, finish Norwalk
Shown on pages 52 and 53




1597-11AA
GREENWOOD CHAIR
29.5W x 41D x 46H in.
Arm: 24.5H in, Seat: 19H in.
Inside: 22W x 23D in.
Standard Seat: Ultra Down
Standard Back: Blend Down
Standard Finish: Available only as shown - Norwalk
Available only as shown - Shown in 8027-31, Contrast Back Pillow in 5214-31 with Welt in 4337-31, finish Norwalk
Shown on page 56



1834-25
SUTTON OTTOMAN
22W x 22D x 20.5H in.
Seat: 18H in.
Standard Seat: Tight
Shown in 5206-31 Gr. 5
Shown on pages 48 and 49



1844-25
MERINO OTTOMAN
22W x 22D x 20.5H in.
Seat: 18H in.
Standard Seat: Tight
Standard Features: #1 - 3/8" Old Brass Nailhead Trim All Over, #2 - 1/2" Old Brass Nailhead Trim Between Circles on Base Design
Shown in 5209-41 Gr. 8, #1 - 3/8" Old Brass Nailhead Trim All Over, #2 - 1/2" Old Brass Nailhead Trim Between Circles on Base Design
Shown on pages 42 and 46
Shown in 4337-21 Gr. 5, #1 - 3/8" Old Brass Nailhead Trim All Over, #2 - 1/2" Old Brass Nailhead Trim Between Circles on Base Design
Shown on page 62



1851-11
HASTINGS CHAIR
35W x 33.5D x 30H in.
Arm: 29.5H in, Seat: 18H in.
Inside: 23W x 22.5D in.
Standard Seat: Ultra Down
Standard Back: Tight
Standard Finish: Available only as shown
Shown in 5204-21 Gr. 5, finish Available only as shown
Shown on page 57



1938-11SW
DELANCEY SWIVEL CHAIR
30W x 37.5D x 34H in.
Arm: 24.5H in, Seat: 18H in.
Inside: 23W x 21D in.
Standard Seat: Ultra Down
Standard Back: Blend Down
Standard Finish: Norwalk
Standard Feature: Swivel Mechanism
Shown in 5206-41 Gr. 5, finish Norwalk
Shown on pages 38, 39 and 40
Shown in 5224-11 Gr. 7, Contrast Body Welt in 2224-14 Gr. 3, finish Norwalk
Shown on pages 42, 43 and 45



7483-33
WHITNEY SOFA
93.5W x 45.5D x 35.5H in.
Arm: 26H in, Seat: 18H in.
Inside: 74W x 23D in.
Standard Seat: Ultra Down
Standard Back: Tight
Standard Features: Four 20" Lux Down Throw Pillows, two 18" Lux Down Throw Pillows, one 22 x 15" Lux Down Kidney Pillow
Shown in 4277-11 Gr. 4, two 20" Throw Pillows in 5222-41 Gr. 3, two 20" Throw Pillows in 5213-31 Gr. 5 with Fringe 924-31, two 18" Throw Pillows in 5208-31 Gr. 5, one 22" x 15" Kidney Pillow in 5203-31 Gr. 5 with Cord 995-31
Shown on pages 31, 33, 34 and 36



7526-33
GOTHAM SOFA
90.5W x 36D x 30.5H in.
Arm: 30.5H in, Seat: 18H in.
Inside: 76W x 24.5D in.
Standard Seat: Ultra Down
Standard Back: Tight
Standard Finish: Norwalk
Standard Features: Two 20" Lux Down Throw Pillows, two 18" Lux Down Throw Pillows
Shown in 4301-12 Gr. 4, two 20" Throw Pillows in 5234-11 Gr. 10 with Cord 919-12, two 18" Throw Pillows in 5225-11 Gr. 5 with Fringe 924-12, finish Norwalk
Shown on pages 42, 43, 44, 46 and 47



7527-33
FULHAM SOFA
 90.5W x 36D x 30.5H in.
 Arm: 30.5H in, Seat: 18H in.
 Inside: 76W x 24.5D in.
 Standard Seat: Ultra Down
 Standard Back: Tight
 Standard Finish: Norwalk
 Standard Features: Two 20" Lux Down Throw Pillows, two 18" Lux Down Throw Pillows
 Shown in 2224-12 Gr. 3, two 20" Throw Pillows in 4272-11 Gr. 4, two 18" Throw Pillows in 6417-11 Gr. 7 with Fringe 924-12, finish Norwalk
 Shown on page 44



7543-31
SPRINGFIELD APT SOFA
 81.5W x 37.5D x 33H in.
 Arm: 32H in, Seat: 17.5H in.
 Inside: 60W x 24D in.
 Standard Seat: Tight
 Standard Back: Tight
 Standard Finish: Norwalk
 Standard Features: Two 20" Lux Down Throw Pillows, two 18" Lux Down Throw Pillows, #2 - 1/2" Old Brass Nailhead Trim Spaced, Ferrules on Legs



7543-33
SPRINGFIELD SOFA
 101.5W x 37.5D x 33H in.
 Arm: 32H in, Seat: 17.5H in.
 Inside: 80W x 24D in.
 Standard Seat: Tight
 Standard Back: Tight
 Standard Finish: Norwalk
 Standard Features: Two 20" Lux Down Throw Pillows, two 18" Lux Down Throw Pillows, #2 - 1/2" Old Brass Nailhead Trim Spaced, Ferrules on Legs
 Shown in 0130-21 Gr. 9, two 20" Throw Pillows in 4275-21 Gr. 4 with Fringe 924-21, two 18" Throw Pillows in 6437-21 Gr. 5 with Welt in 2220-21 Gr. 3, #2 - 1/2" Old Brass Nailhead Trim, finish Norwalk
 Shown on pages 38, 39 and 40



7573-11
KERNEY CHAIR
 30.5W x 34.5D x 34H in.
 Arm: 25H in, Seat: 18.5H in.
 Inside: 22.5W x 22.5D in.
 Standard Seat: Ultra Down
 Standard Back: Tight
 Standard Finish: Norwalk
 Standard Feature: Ferrules on Front Legs
 Shown in 5211-41 Gr. 5, Contrast Body Welt in 5222-41 Gr. 3, finish Norwalk
 Shown on pages 32, 35 and 37



LL1844-25
MERINO LEATHER OTTOMAN
 22W x 22D x 20.5H in.
 Seat: 18H in.
 Standard Seat: Tight
 Standard Features: #1 - 3/8" Old Brass Nailhead Trim All Over, #2 - 1/2" Old Brass Nailhead Trim Between Circles on Base Design
 Shown in 9004-11 Gr. 2, #1 - 3/8" Old Brass Nailhead Trim All Over, #2 - 1/2" Old Brass Nailhead Trim Between Circles on Base Design
 Shown on pages 14 and 48



LL1844-25AA
MERINO LEATHER OTTOMAN
 22W x 22D x 20.5H in.
 Seat: 18H in.
 Standard Seat: Tight
 Standard Features: #1 - 3/8" Old Brass Nailhead Trim All Over, #2 - 1/2" Old Brass Nailhead Trim Between Circles on Base Design
 Available only as shown - Shown in 9030-41, #1 - 3/8" Old Brass Nailhead Trim All Over, #2 - 1/2" Old Brass Nailhead Trim Between Circles on Base Design
 Shown on page 36



LL1938-11SW
DELANCEY LEATHER SWIVEL CHAIR
 30W x 37.5D x 34H in.
 Arm: 24.5H in, Seat: 18H in.
 Inside: 23W x 21D in.
 Standard Seat: Ultra Down
 Standard Back: Blend Down
 Standard Finish: Norwalk
 Standard Feature: Swivel Mechanism
 Shown in 9037-41 Gr. 6, finish Norwalk
 Shown on pages 60 and 61



LL7543-31
SPRINGFIELD LEATHER APT SOFA
 81.5W x 37.5D x 33H in.
 Arm: 32H in, Seat: 17.5H in.
 Inside: 60W x 24D in.
 Standard Seat: Tight
 Standard Back: Tight
 Standard Finish: Norwalk
 Standard Features: #2 - 1/2" Old Brass Nailhead Trim Spaced, Ferrules on Legs
 Shown in 9004-11 Gr. 2, #2-1/2" Old Brass Nailhead Trim, finish Norwalk
 Shown on page 58



LL7543-33
SPRINGFIELD LEATHER SOFA
 101.5W x 37.5D x 33H in.
 Arm: 32H in, Seat: 17.5H in.
 Inside: 80W x 24D in.
 Standard Seat: Tight
 Standard Back: Tight
 Standard Finish: Norwalk
 Standard Features: #2 - 1/2" Old Brass Nailhead Trim Spaced, Ferrules on Legs
 Shown in 9615-71 Gr. 6, #2-1/2" Old Brass Nailhead Trim, finish Norwalk
 Shown on page 59



LL7573-11
KERNEY LEATHER CHAIR
 30.5W x 34.5D x 34H in.
 Arm: 25H in, Seat: 18.5H in.
 Inside: 22.5W x 22.5D in.
 Standard Seat: Ultra Down
 Standard Back: Tight
 Standard Finish: Norwalk
 Standard Feature: Ferrules on Front Legs
 Shown in 9626-31 Gr. 4, finish Norwalk
 Shown on pages 50 and 51

FURNITURE CARE

- Avoid prolonged exposure to direct sunlight.
- Do not leave plastic or rubber materials on wood surfaces.
- Wipe up spills immediately.
- Clean with a non-silicone furniture polish, rubbing with the grain.
- Avoid common hazards such as hot dishes (use a protective pad), harsh solvents (nail polish remover, alcohol), and abrasives.

METAL CARE:

- Maintain with regular dusting.
- Wipe up spills immediately.
- Clean with mild soap and water, dry thoroughly.
- Do not use a brass cleaner (it will damage the lacquer)

UPHOLSTERY CARE:

See your Lexington Upholstery dealer, visit www.lexington.com, or call 336.474.5300, ext. 2.

- Never remove cushion covers for cleaning
- Never use bleach or any tumble method of cleaning

CONSTRUCTION NOTE:

In order to provide our customers with the best possible quality and value, this collection includes items or components produced outside the United States. All Lexington Home Brands furniture is produced to Lexington Home Brands design and material specifications and crafted to meet the highest quality standards.

NOTE TO FURNITURE RETAILERS:

Possession of this catalog does not constitute authority to purchase, and the furnishing of this catalog does not constitute an offer by the Company to sell any of the items contained herein. Lexington Home Brands (LHB) reserves the right to alter specifications or discontinue items at any time without advance notice. All price lists and catalogs remain the property of LHB, and may not be copied or in any way duplicated without the express written consent of LHB, and must be returned, or made available, without cost, to LHB promptly should the relationship be terminated by either party. Failure to observe this restriction may result in termination, legal action or both.

CONNECT WITH US ONLINE:

lexington.com
facebook.com/lexington
instagram.com/lexhomebrands

Carlisle



To locate a dealer in your area, call 336.474.5300 ext. 2
or visit lexington.com.

LEXINGTON
HOME BRANDS
lexington.com